

CLV1H-FKB: PLCC4 3 in 1 SMD LED



PRODUCT DESCRIPTION

Cree LED PLCC full-color LEDs offer high-intensity light output and a wide viewing angle in an industry-standard package. Designed to work in a wide array of environmental conditions, Cree LED PLCC full-color LEDs are suited for indoor video screen, decorative lighting and amusement applications.

FEATURES

- Size (mm): 3.2 x 2.8
- Dominant Wavelength
 - Red (619 - 624nm)
 - Green (522.5 - 537.5nm)
 - Blue (465- 475nm)
- Luminous Intensity (mcd)
 - Red (710 - 1400)
 - Green (1800 - 3550)
 - Blue (355 - 710)
- Moisture Sensitivity Level: 5a
- Lead-Free
- RoHS Compliant

APPLICATIONS

- Full-Color Video Screen
- Decorative Lighting
- Amusement

ABSOLUTE MAXIMUM RATINGS ($T_A = 25^\circ\text{C}$)

Items	Symbol	Absolute Maximum Rating			Unit
		R	G	B	
Forward Current ^{Note 1}	I_F	50	35	35	mA
Peak Forward Current ^{Note 2}	I_{FP}	200	100	100	mA
Reverse Voltage	V_R	5	5	5	V
Power Dissipation	P_D	140	126	126	mW
Operation Temperature	T_{opr}	-40 ~ +100			$^\circ\text{C}$
Storage Temperature	T_{stg}	-40 ~ +100			$^\circ\text{C}$
Junction Temperature	T_J	110	110	110	$^\circ\text{C}$
Junction/ambient 1 chip on	R_{THJA}	300	370	290	$^\circ\text{C/W}$
Junction/solder point 1 chip on	R_{THJS}	160	230	160	$^\circ\text{C/W}$

Note:

1. Single-color light
2. Pulse width ≤ 0.1 msec, duty $\leq 1/10$.

TYPICAL ELECTRICAL & OPTICAL CHARACTERISTICS ($T_A = 25^\circ\text{C}$)

Characteristics	Condition	Symbol	Values			Unit
			R	G	B	
Dominant Wavelength	$I_F = 20\text{mA}$	λ_{DOM}	619~624	522~537.5	465~475	nm
Spectral bandwidth at 50% I_{REL} max	$I_F = 20\text{mA}$	$\Delta \lambda$	15	28	20	nm
Forward Voltage	$I_F = 20\text{mA}$	$V_{F(avg)}$	2.1	2.9	2.9	V
		$V_{F(max)}$	2.8	3.6	3.6	V
Luminous Intensity	$I_F = 20\text{mA}$	$I_{V(min)}$	710	1800	355	mcd
		$I_{V(avg)}$	1000	2400	530	mcd
Reverse Current (max)	$V_R = 5\text{V}$	I_R	10	10	10	μA

* Continuous reverse voltage can cause LED damage.

INTENSITY BIN LIMIT

Red (20 mA)			Green (20 mA)			Blue (20 mA)		
Bin Code	Min.(mcd)	Max.(mcd)	Bin Code	Min.(mcd)	Max.(mcd)	Bin Code	Min.(mcd)	Max.(mcd)
M	710	900	R	1800	2240	H	355	450
qr	805	1010	z1a	2020	2520	hj	403	505
N	900	1120	S	2240	2800	J	450	560
st	1010	1260	1b1c	2520	3175	km	505	635
P	1120	1400	T	2800	3550	K	560	710

* Tolerance of measurement of luminous intensity is $\pm 10\%$.

COLOR BIN LIMIT

Red (20 mA)			Green (20 mA)			Blue (20 mA)		
Bin Code	Min.(nm)	Max.(nm)	Bin Code	Min.(nm)	Max.(nm)	Bin Code	Min.(nm)	Max.(nm)
RB	619	624	G23	522.5	527.5	B4	465	470
			G8	525	530	B45	467.5	472.5
			G45	527.5	532.5	B5	470	475
			G9	530	535			
			G67	532.5	537.5			

* Tolerance of measurement of dominant wavelength is ± 1 nm.

ORDER CODE TABLE

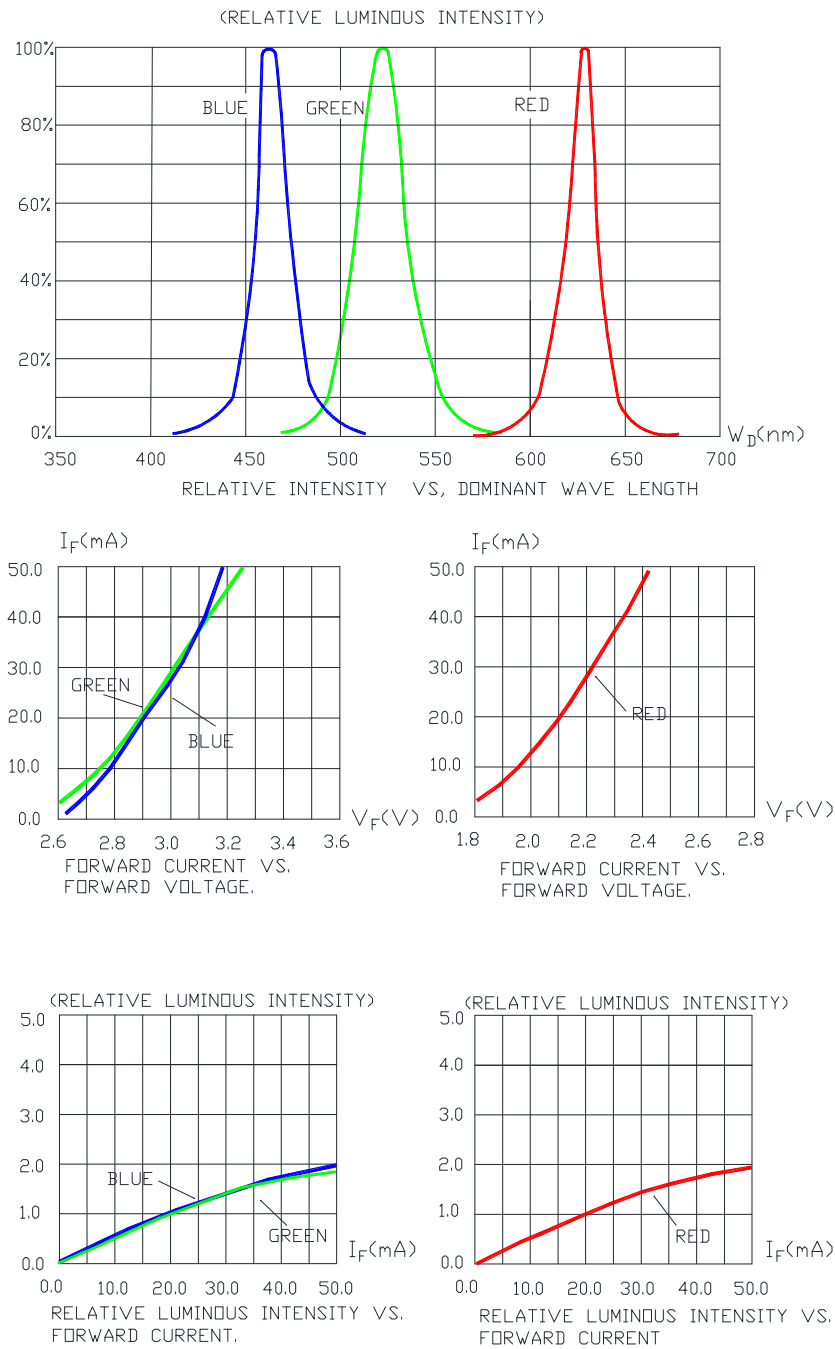
Kit Number	Color	Luminous Intensity (mcd)		Dominant Wavelength (nm)				Package
		Min.	Max.	Color Bin	Min.(nm)	Color Bin	Max. (nm)	
CLV1H-FKB-CMPRTHKBB2367453	Red	710	1400	RB	619	RB	624	Reel
	Green	1800	3550	G23	522.5	G67	537.5	Reel
	Blue	355	710	B4	465	B5	475	Reel
CLV1H-FKB-CM1R1H1BB23C4S3	Red	Any 1 Intensity bin from M(710) - P(1400)		RB	619	RB	624	Reel
	Green	Any 1 Intensity bin from R(1800) - T(3550)		Any 1 hue bin from G23(522.5)-G67(537.5)				Reel
	Blue	Any 1 Intensity bin from H(355) - K(710)		Any 1 hue bin from B4(465)-B5(475)				Reel

Notes:

- The above kit numbers represent order codes that include multiple intensity-bin and color-bin codes. Only one intensity-bin code and one color-bin code will be shipped on each bulk. Single intensity-bin code and single color-bin codes will not be orderable.
- Please refer to the [HB LED Lamp Reliability Test Standards](#) document for reliability test conditions.
- Please refer to the [HB LED Lamp Soldering & Handling](#) document for information about how to use this LED product safely.

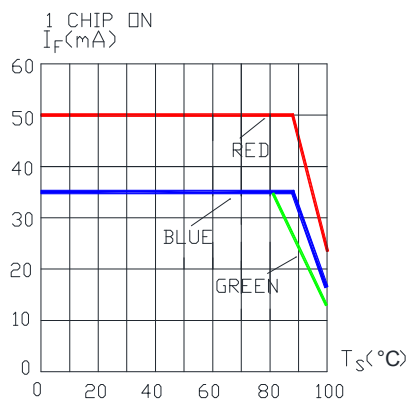
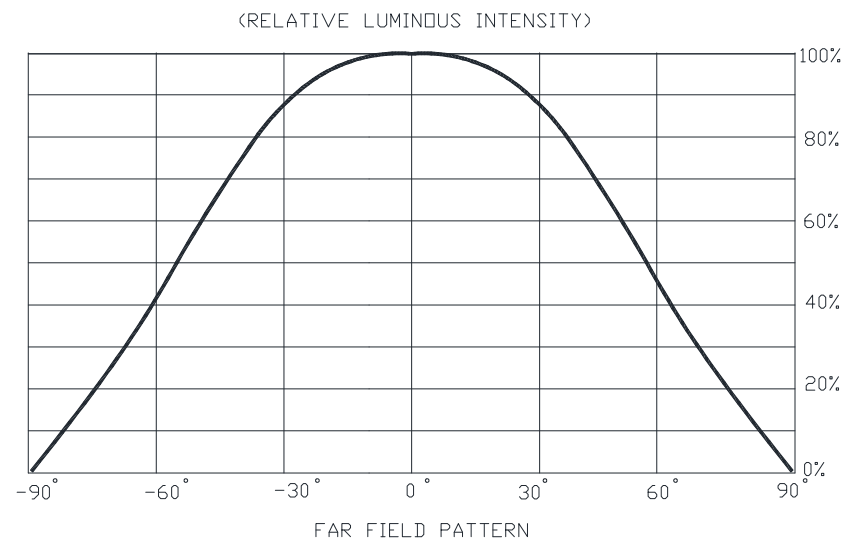
GRAPHS

The data below are collected from statistical figures that do not necessarily correspond to the actual parameters of each single LED. Hence, these data will be changed without further notice.

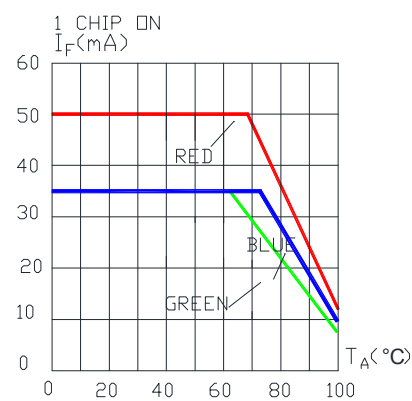


GRAPHS

The data below are collected from statistical figures that do not necessarily correspond to the actual parameters of each single LED. Hence, these data will be changed without further notice.



MAXIMUM FORWARD DC CURRENT
VS, SOLDER POINT TEMPERATURE.

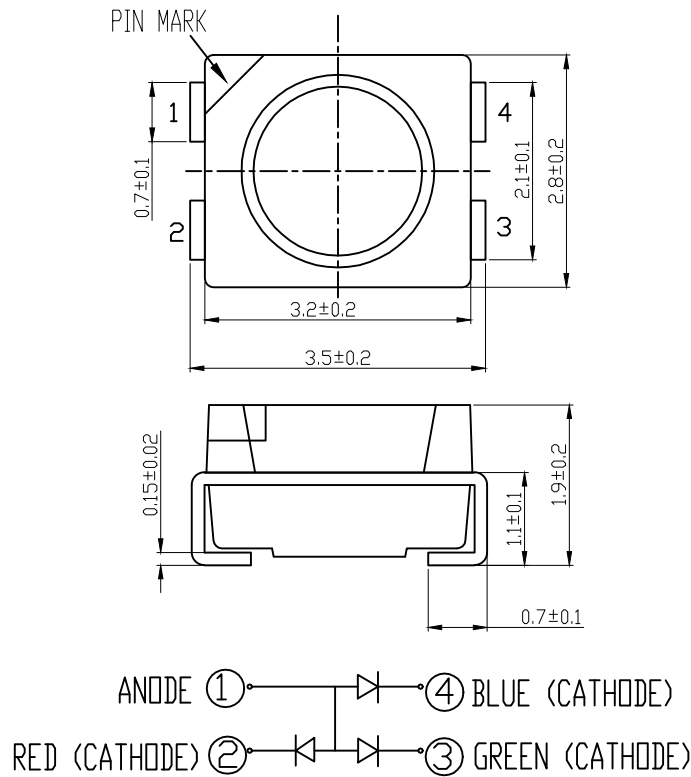


MAXIMUM FORWARD DC CURRENT
VS, AMBIENT TEMPERATURE.

MECHANICAL DIMENSIONS

All dimensions are in mm.

Tolerance of measurement of the dimension is ± 0.1 .



NOTES

RoHS Compliance

The levels of RoHS restricted materials in this product are below the maximum concentration values (also referred to as the threshold limits) permitted for such substances, or are used in an exempted application, in accordance with EU Directive 2011/65/EC (RoHS2), as implemented January 2, 2013. RoHS Declarations for this product can be obtained from your Cree LED representative or from the [Product Ecology](#) section of the Cree LED website.

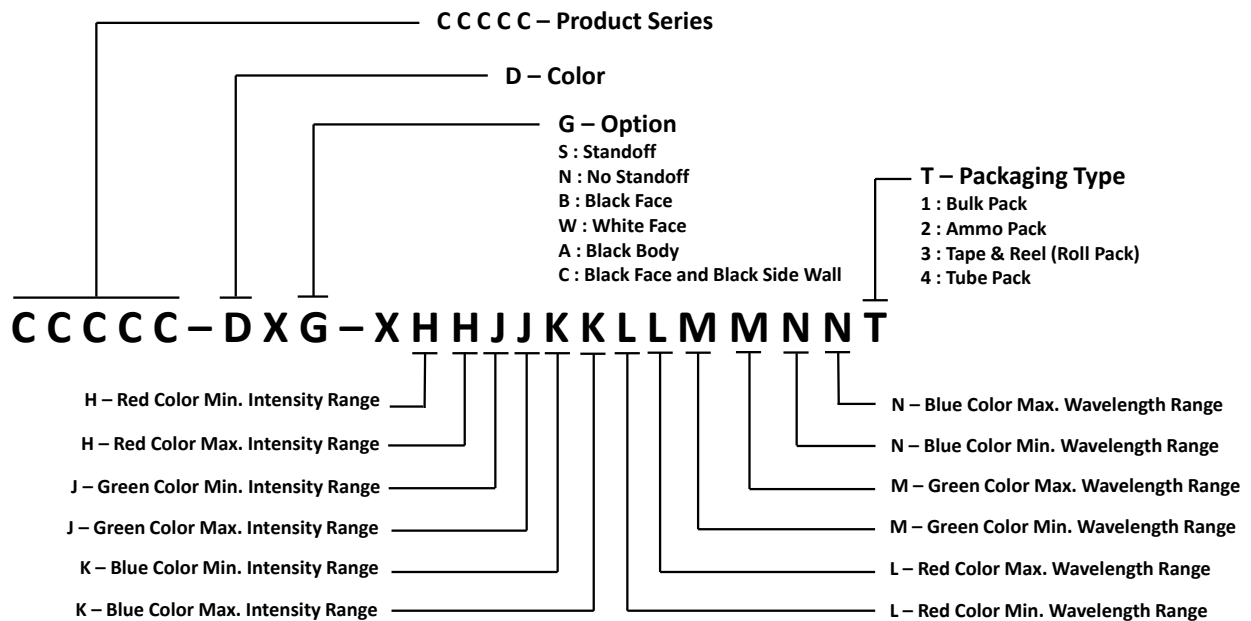
Vision Advisory

WARNING: Do not look at an exposed lamp in operation. Eye injury can result.

KIT NUMBER SYSTEM

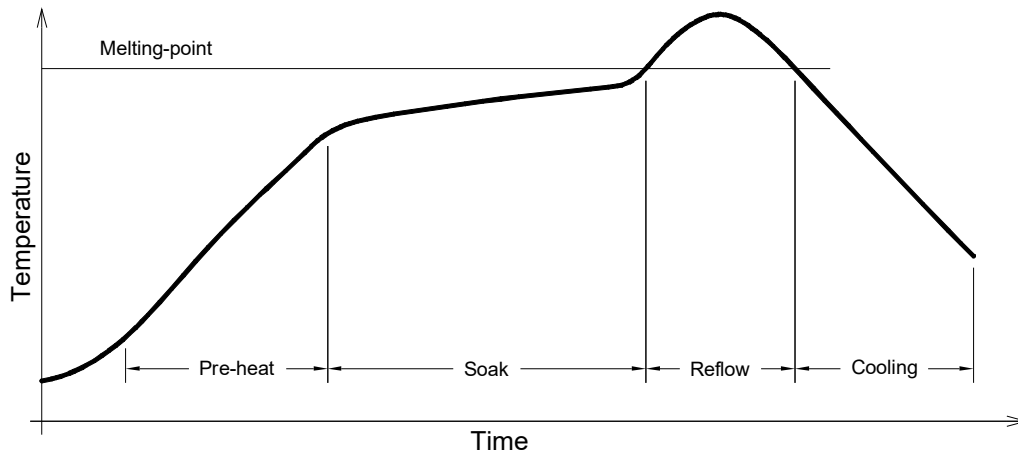
Cree LED lamps are tested and sorted into performance bins. A bin is specified by ranges of color, forward voltage, and brightness.

Cree LEDs are sold by order codes in combinations of bins called kits. Order codes are configured in the following manner:



REFLOW SOLDERING

- The CLV1H-FKB is rated as a MSL 5a product.
- The recommended floor life out of bag is 24hrs.
- The temperature profile is as below.

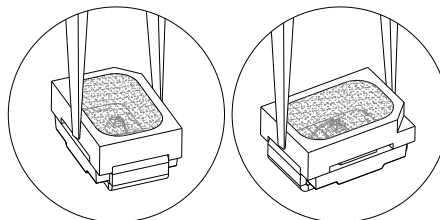


Use only with CLV1H-FKB

Solder
Average ramp-up rate = 4°C/s max
Preheat temperature = 150°C ~200°C
Preheat time = 120s max
Ramp-down rate = 6°C/s max
Peak temperature = 250°C max
Time within 5°C of actual Peak Temperature = 10s max
Duration above 217°C is 60s max

NOTES

- The packaging sizes of these SMD products are very small and the resin is still soft after solidification. Users are required to handle with care. Never touch the resin surface of SMD products.
- To avoid damaging the product's surface and interior device, it is recommended to choose a special nozzle to pick up the SMD products during the process of SMT production. If handling is necessary, take special care when picking up these products. The following method is necessary:



PACKAGING

- The CLV1H-FKB is rated as a MSL 5a product.
- The boxes are not water resistant and they must be kept away from water and moisture.
- The LEDs are packed in cardboard boxes after packaging in normal or anti-electrostatic bags.
- Cardboard boxes will be used to protect the LEDs from mechanical shocks during transportation.
- The reel pack is applied in SMD LED.
- Max 2000 pcs per reel.

