

C566E-Rxx,Gxx,Bxx,Axx:Screen Master® 5-mm Oval LEDs



PRODUCT DESCRIPTION

These oval LEDs are specifically designed for full-color video screens, digital billboards and passenger-information signs. The oval-shaped radiation pattern and high luminous intensity ensure that these devices are excellent for bright sunlight or low power consumption outdoor applications.

These lamps are made with an advanced optical-grade epoxy that offers superior high-temperature and high-moisture-resistance performance in outdoor signal and sign applications. The encapsulation resin contains anti-UV material in order to reduce the effects of long-term exposure to direct sunlight.

FEATURES

- Size (mm): 5
- Color and Typical Dominant Wavelength:
 Red (621nm)
 Green(527nm)
 Blue(470nm)
 Amber(591nm)
- Luminous Intensity (mcd)
 C566E-RFF/RFE: (2130-5860)
 C566E-GFF/GFE: (5860-12000)
 C566E-BFF/BFE: (1520-3000)
 C566E-AFF/AFE: (2130-5160)
- Lead - Free
- RoHS Compliant

APPLICATIONS

- Electronic Signs & Signals (ESS)
- Full Color Video Screen
- Digital Billboards
- Motorway Signs
- Variable Message Sign (VMS)
- Advertising Signs
- Petrol Signs

ABSOLUTE MAXIMUM RATINGS ($T_A = 25^\circ\text{C}$)

Items	Symbol	Absolute Maximum Rating		Unit
		Red and Amber	Green and Blue	
Forward Current	I_F	50 ^{Note1}	35	mA
Peak Forward Current ^{Note2}	I_{FP}	200	100	mA
Reverse Voltage	V_R	5	5	V
Power Dissipation	P_D	130	140	mW
Operation Temperature	T_{opr}	-40 ~ +95		$^\circ\text{C}$
Storage Temperature	T_{stg}	-40 ~ +100		$^\circ\text{C}$
Lead Soldering Temperature	T_{sol}	Max. 260 $^\circ\text{C}$ for 3 sec. max. (3 mm from the base of the epoxy bulb)		
Electrostatic Discharge Classification (MIL-STD-883E)	ESD	Class 2		

Note:

- For long term performance the drive currents between 10mA and 30mA are recommended. Please contact Cree LED sales representative for more information on recommended drive conditions.
- Pulse width ≤ 0.1 msec, duty $\leq 1/10$.

TYPICAL ELECTRICAL & OPTICAL CHARACTERISTICS ($T_A = 25^\circ\text{C}$)

Characteristics	Color	Symbol	Condition	Unit	Minimum	Typical	Maximum
Forward Voltage	Red/Amber	V_F	$I_F = 20$ mA	V		2.1	2.6
	Blue/Green	V_F	$I_F = 20$ mA	V		3.4	4.0
Reverse Current	Red/Amber	I_R	$V_R = 5$ V	μA			100
	Blue/Green	I_R	$V_R = 5$ V	μA			100
Dominant Wavelength	Red	λ_D	$I_F = 20$ mA	nm	619	621	624
	Green	λ_D	$I_F = 20$ mA	nm	520	527	535
	Blue	λ_D	$I_F = 20$ mA	nm	460	470	475
	Amber	λ_D	$I_F = 20$ mA	nm	584	591	596
Luminous Intensity	Red	I_V	$I_F = 20$ mA	mcd	2130	3000	
	Green	I_V	$I_F = 20$ mA	mcd	5860	8200	
	Blue	I_V	$I_F = 20$ mA	mcd	1520	2000	
	Amber	I_V	$I_F = 20$ mA	mcd	2130	3000	

* Continuous reverse voltage can cause LED damage.

INTENSITY BIN LIMIT

Red (20 mA) - C566E-RFF/RFE				Amber (20 mA) - C566E-AFF/AFE			
Bin Code	Sub-Bin	Min.(mcd)	Max.(mcd)	Bin Code	Sub-Bin	Min.(mcd)	Max.(mcd)
V0	V1	2130	2347	V0	V1	2130	2347
	V2	2347	2564		V2	2347	2564
	V3	2564	2781		V3	2564	2781
	V4	2781	3000		V4	2781	3000
W0	W1	3000	3295	W0	W1	3000	3295
	W2	3295	3590		W2	3295	3590
	W3	3590	3885		W3	3590	3885
	W4	3885	4180		W4	3885	4180
X0	X1	4180	4600	X0	X1	4180	4600
	X2	4600	5020		X2	4600	5020
	X3	5020	5440		X3	5020	5440
	X4	5440	5860		X4	5440	5860

Green (20 mA) - C566E-GFF/GFE				Blue (20 mA) - C566E-BFF/BFE			
Bin Code	Sub-Bin	Min.(mcd)	Max.(mcd)	Bin Code	Sub-Bin	Min.(mcd)	Max.(mcd)
Y0	Y1	5860	6445	U0	U1	1520	1672
	Y2	6445	7030		U2	1672	1824
	Y3	7030	7615		U3	1824	1976
	Y4	7615	8200		U4	1976	2130
Z0	Z1	8200	9150	V0	V1	2130	2347
	Z2	9150	10100		V2	2347	2564
	Z3	10100	11050		V3	2564	2781
	Z4	11050	12000		V4	2781	3000

* Tolerance of measurement of luminous intensity is $\pm 15\%$

COLOR BIN LIMIT

Red (20 mA) - C566E-RFF/RFE			Amber (20 mA) - C566E-AFF/AFE		
Bin Code	Min.(nm)	Max.(nm)	Bin Code	Min.(nm)	Max.(nm)
RB	619	624	A2	584	587
			A3	587	590
			A4	590	593
			A5	593	596
Green (20 mA) - C566E-GFF/GFE			Blue (20 mA) - C566E-BFF/BFE		
Bin Code	Min.(nm)	Max.(nm)	Bin Code	Min.(nm)	Max.(nm)
G7	520	525	B3	460	465
G23	522.5	527.5	B23	462.5	467.5
G8	525	530	B4	465	470
G45	532.5	537.5	B45	467.5	472.5
G9	535	540	B5	470	475

* Tolerance of measurement of dominant wavelength is ± 1 nm.

ORDER CODE TABLE

C566E-RFF/RFE

Color	Kit Number	Luminous Intensity (mcd)		Dominant Wavelength				Package	Standoff
		Min.	Max.	Color Bin	Min. (nm)	Color Bin	Max. (nm)		
Red	C566E-RFF-CV0X0BB1	2130	5860	RB	619	RB	624	Bulk	Yes
Red	C566E-RFF-CV14QBB1	Any 4 consecutive sub-bins: V1(2130) - W2(3590)		RB	619	RB	624	Bulk	Yes
Red	C566E-RFF-CV34QBB1	Any 4 consecutive sub-bins: V3(2564) - W4(4180)		RB	619	RB	624	Bulk	Yes
Red	C566E-RFE-CV0X0BB1	2130	5860	RB	619	RB	624	Bulk	No
Red	C566E-RFE-CV14QBB1	Any 4 consecutive sub-bins: V1(2130) - W2(3590)		RB	619	RB	624	Bulk	No
Red	C566E-RFE-CV34QBB1	Any 4 consecutive sub-bins: V3(2564) - W4(4180)		RB	619	RB	624	Bulk	No
Red	C566E-RFF-CV0X0BB2	2130	5860	RB	619	RB	624	Ammo	Yes
Red	C566E-RFF-CV14QBB2	Any 4 consecutive sub-bins: V1(2130) - W2(3590)		RB	619	RB	624	Ammo	Yes
Red	C566E-RFF-CV34QBB2	Any 4 consecutive sub-bins: V3(2564) - W4(4180)		RB	619	RB	624	Ammo	Yes
Red	C566E-RFE-CV0X0BB2	2130	5860	RB	619	RB	624	Ammo	No
Red	C566E-RFE-CV14QBB2	Any 4 consecutive sub-bins: V1(2130) - W2(3590)		RB	619	RB	624	Ammo	No
Red	C566E-RFE-CV34QBB2	Any 4 consecutive sub-bins: V3(2564) - W4(4180)		RB	619	RB	624	Ammo	No

C566E-AFF/AFE

Color	Kit Number	Luminous Intensity (mcd)		Dominant Wavelength				Package	Standoff
		Min.	Max.	Color Bin	Min. (nm)	Color Bin	Max. (nm)		
Amber	C566E-AFF-CV0X0251	2130	5860	A2	584	A5	596	Bulk	Yes
Amber	C566E-AFF-CV14Q341	Any 4 consecutive sub-bins: V1(2130) - W2(3590)		A3	587	A4	593	Bulk	Yes
Amber	C566E-AFF-CV34Q341	Any 4 consecutive sub-bins: V3(2564) - W4(4180)		A3	587	A4	593	Bulk	Yes
Amber	C566E-AFE-CV0X0251	2130	5860	A2	584	A5	596	Bulk	No
Amber	C566E-AFE-CV14Q341	Any 4 consecutive sub-bins: V1(2130) - W2(3590)		A3	587	A4	593	Bulk	No
Amber	C566E-AFE-CV34Q341	Any 4 consecutive sub-bins: V3(2564) - W4(4180)		A3	587	A4	593	Bulk	No
Amber	C566E-AFF-CV0X0252	2130	5860	A2	584	A5	596	Ammo	Yes
Amber	C566E-AFF-CV14Q342	Any 4 consecutive sub-bins: V1(2130) - W2(3590)		A3	587	A4	593	Ammo	Yes
Amber	C566E-AFF-CV34Q342	Any 4 consecutive sub-bins: V3(2564) - W4(4180)		A3	587	A4	593	Ammo	Yes
Amber	C566E-AFE-CV0X0252	2130	5860	A2	584	A5	596	Ammo	No
Amber	C566E-AFE-CV14Q342	Any 4 consecutive sub-bins: V1(2130) - W2(3590)		A3	587	A4	593	Ammo	No
Amber	C566E-AFE-CV34Q342	Any 4 consecutive sub-bins: V3(2564) - W4(4180)		A3	587	A4	593	Ammo	No

ORDER CODE TABLE

C566E-GFF/GFE

Color	Kit Number	Luminous Intensity (mcd)		Dominant Wavelength				Package	Standoff
		Min.	Max.	Color Bin	Min. (nm)	Color Bin	Max. (nm)		
Green	C566E-GFF-CY0Z0791	5860	12000	G7	520	G9	535	Bulk	Yes
Green	C566E-GFF-CY14Q7S1	Any 4 consecutive sub-bins: Y1(5860) - Z2(10100)		Any 1 color bin from G7 (520nm) to G8 (530nm)				Bulk	Yes
Green	C566E-GFF-CY14Q8S1	Any 4 consecutive sub-bins: Y1(5860) - Z2(10100)		Any 1 color bin from G8 (525nm) to G9 (535nm)				Bulk	Yes
Green	C566E-GFF-CY34Q7S1	Any 4 consecutive sub-bins: Y3(7030) - Z4(12000)		Any 1 color bin from G7 (520nm) to G8 (530nm)				Bulk	Yes
Green	C566E-GFF-CY34Q8S1	Any 4 consecutive sub-bins: Y3(7030) - Z4(12000)		Any 1 color bin from G8 (525nm) to G9 (535nm)				Bulk	Yes
Green	C566E-GFE-CY0Z0791	5860	12000	G7	520	G9	535	Bulk	No
Green	C566E-GFE-CY14Q7S1	Any 4 consecutive sub-bins: Y1(5860) - Z2(10100)		Any 1 color bin from G7 (520nm) to G8 (530nm)				Bulk	No
Green	C566E-GFE-CY14Q8S1	Any 4 consecutive sub-bins: Y1(5860) - Z2(10100)		Any 1 color bin from G8 (525nm) to G9 (535nm)				Bulk	No
Green	C566E-GFE-CY34Q7S1	Any 4 consecutive sub-bins: Y3(7030) - Z4(12000)		Any 1 color bin from G7 (520nm) to G8 (530nm)				Bulk	No
Green	C566E-GFE-CY34Q8S1	Any 4 consecutive sub-bins: Y3(7030) - Z4(12000)		Any 1 color bin from G8 (525nm) to G9 (535nm)				Bulk	No
Green	C566E-GFF-CY0Z0792	5860	12000	G7	520	G9	535	Ammo	Yes
Green	C566E-GFF-CY14Q7S2	Any 4 consecutive sub-bins: Y1(5860) - Z2(10100)		Any 1 color bin from G7 (520nm) to G8 (530nm)				Ammo	Yes
Green	C566E-GFF-CY14Q8S2	Any 4 consecutive sub-bins: Y1(5860) - Z2(10100)		Any 1 color bin from G8 (525nm) to G9 (535nm)				Ammo	Yes
Green	C566E-GFF-CY34Q7S2	Any 4 consecutive sub-bins: Y3(7030) - Z4(12000)		Any 1 color bin from G7 (520nm) to G8 (530nm)				Ammo	Yes
Green	C566E-GFF-CY34Q8S2	Any 4 consecutive sub-bins: Y3(7030) - Z4(12000)		Any 1 color bin from G8 (525nm) to G9 (535nm)				Ammo	Yes
Green	C566E-GFE-CY0Z0792	5860	12000	G7	520	G9	535	Ammo	No
Green	C566E-GFE-CY14Q7S2	Any 4 consecutive sub-bins: Y1(5860) - Z2(10100)		Any 1 color bin from G7 (520nm) to G8 (530nm)				Ammo	No
Green	C566E-GFE-CY14Q8S2	Any 4 consecutive sub-bins: Y1(5860) - Z2(10100)		Any 1 color bin from G8 (525nm) to G9 (535nm)				Ammo	No
Green	C566E-GFE-CY34Q7S2	Any 4 consecutive sub-bins: Y3(7030) - Z4(12000)		Any 1 color bin from G7 (520nm) to G8 (530nm)				Ammo	No
Green	C566E-GFE-CY34Q8S2	Any 4 consecutive sub-bins: Y3(7030) - Z4(12000)		Any 1 color bin from G8 (525nm) to G9 (535nm)				Ammo	No

Notes:

- The above kit numbers represent order codes that include multiple intensity-bin and color-bin codes. Only one intensity-bin code and one color-bin code will be shipped on each reel. single intensity-bin, single color-bin codes will not be orderable.
- Please refer to the [HB LED Lamp Reliability Test Standards](#) document for reliability test conditions.
- Please refer to the [HB LED Lamp Soldering & Handling](#) document for information about how to use this LED product safely.

ORDER CODE TABLE

C566E-BFF/BFE

Color	Kit Number	Luminous Intensity (mcd)		Dominant Wavelength				Package	Standoff
		Min.	Max.	Color Bin	Min. (nm)	Color Bin	Max. (nm)		
Blue	C566E-BFF-CU0W03S1	1520	4180	B3	460	B5	475	Bulk	Yes
Blue	C566E-BFF-CU14Q3S1	Any 4 consecutive sub-bins: U1(1520) - V2(2564)		Any 1 color bin from B3 (460nm) to B4 (470nm)				Bulk	Yes
Blue	C566E-BFF-CU14Q4S1	Any 4 consecutive sub-bins: U1(1520) - V2(2564)		Any 1 color bin from B4 (465nm) to B5 (475nm)				Bulk	Yes
Blue	C566E-BFF-CU34Q3S1	Any 4 consecutive sub-bins: U3(1824) - V4(3000)		Any 1 color bin from B3 (460nm) to B4 (470nm)				Bulk	Yes
Blue	C566E-BFF-CU34Q4S1	Any 4 consecutive sub-bins: U3(1824) - V4(3000)		Any 1 color bin from B4 (465nm) to B5 (475nm)				Bulk	Yes
Blue	C566E-BFE-CU0W03S1	1520	4180	B3	460	B5	475	Bulk	No
Blue	C566E-BFE-CU14Q3S1	Any 4 consecutive sub-bins: U1(1520) - V2(2564)		Any 1 color bin from B3 (460nm) to B4 (470nm)				Bulk	No
Blue	C566E-BFE-CU14Q4S1	Any 4 consecutive sub-bins: U1(1520) - V2(2564)		Any 1 color bin from B4 (465nm) to B5 (475nm)				Bulk	No
Blue	C566E-BFE-CU34Q3S1	Any 4 consecutive sub-bins: U3(1824) - V4(3000)		Any 1 color bin from B3 (460nm) to B4 (470nm)				Bulk	No
Blue	C566E-BFE-CU34Q4S1	Any 4 consecutive sub-bins: U3(1824) - V4(3000)		Any 1 color bin from B4 (465nm) to B5 (475nm)				Bulk	No
Blue	C566E-BFF-CU0W03S2	1520	4180	B3	460	B5	475	Ammo	Yes
Blue	C566E-BFF-CU14Q3S2	Any 4 consecutive sub-bins: U1(1520) - V2(2564)		Any 1 color bin from B3 (460nm) to B4 (470nm)				Ammo	Yes
Blue	C566E-BFF-CU14Q4S2	Any 4 consecutive sub-bins: U1(1520) - V2(2564)		Any 1 color bin from B4 (465nm) to B5 (475nm)				Ammo	Yes
Blue	C566E-BFF-CU34Q3S2	Any 4 consecutive sub-bins: U3(1824) - V4(3000)		Any 1 color bin from B3 (460nm) to B4 (470nm)				Ammo	Yes
Blue	C566E-BFF-CU34Q4S2	Any 4 consecutive sub-bins: U3(1824) - V4(3000)		Any 1 color bin from B4 (465nm) to B5 (475nm)				Ammo	Yes
Blue	C566E-BFE-CU0W03S2	1520	4180	B3	460	B5	475	Ammo	No
Blue	C566E-BFE-CU14Q3S2	Any 4 consecutive sub-bins: U1(1520) - V2(2564)		Any 1 color bin from B3 (460nm) to B4 (470nm)				Ammo	No
Blue	C566E-BFE-CU14Q4S2	Any 4 consecutive sub-bins: U1(1520) - V2(2564)		Any 1 color bin from B4 (465nm) to B5 (475nm)				Ammo	No
Blue	C566E-BFE-CU34Q3S2	Any 4 consecutive sub-bins: U3(1824) - V4(3000)		Any 1 color bin from B3 (460nm) to B4 (470nm)				Ammo	No
Blue	C566E-BFE-CU34Q4S2	Any 4 consecutive sub-bins: U3(1824) - V4(3000)		Any 1 color bin from B4 (465nm) to B5 (475nm)				Ammo	No

Notes:

- The above kit numbers represent order codes that include multiple intensity-bin and color-bin codes. Only one intensity-bin code and one color-bin code will be shipped on each reel. single intensity-bin, single color-bin codes will not be orderable.
- Please refer to the [HB LED Lamp Reliability Test Standards](#) document for reliability test conditions.
- Please refer to the [HB LED Lamp Soldering & Handling](#) document for information about how to use this LED product safely.

GRAPHS

The data below are collected from statistical figures that do not necessarily correspond to the actual parameters of each single LED. Hence, these data will be changed without further notice.

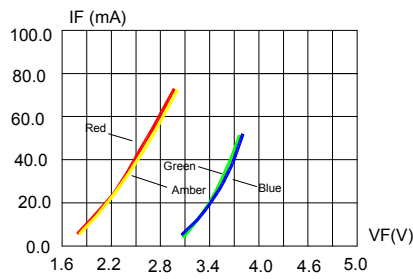


FIG.1 FORWARD CURRENT VS. FORWARD VOLTAGE.

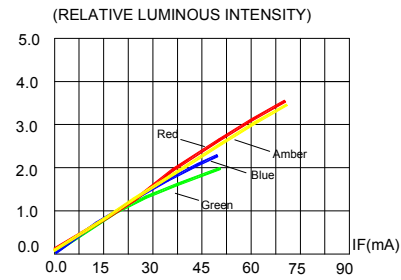


FIG.2 RELATIVE LUMINOUS INTENSITY VS. FORWARD CURRENT

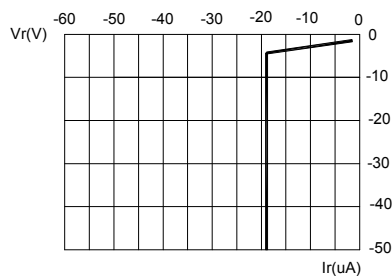


FIG.3a BLUE & GREEN REVERSE CURRENT VS. REVERSE VOLTAGE.

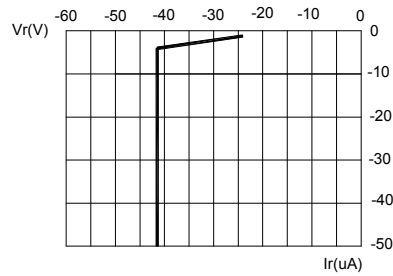


FIG.3b RED & AMBER REVERSE CURRENT VS. REVERSE VOLTAGE.

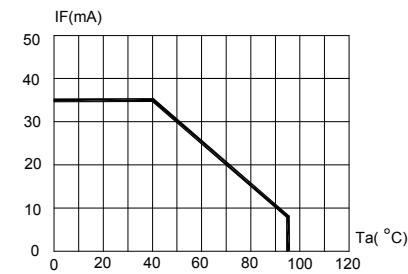


FIG.4a BLUE & GREEN MAXIMUM FORWARD DC CURRENT VS AMBIENT TEMPERATURE (Tjmax=105°C)

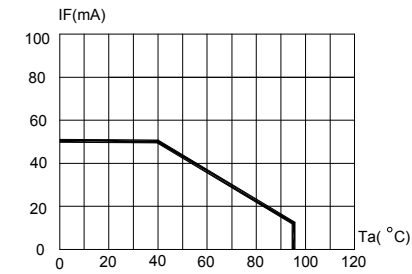


FIG.4b RED & AMBER MAXIMUM FORWARD DC CURRENT VS AMBIENT TEMPERATURE (Tjmax=105°C)

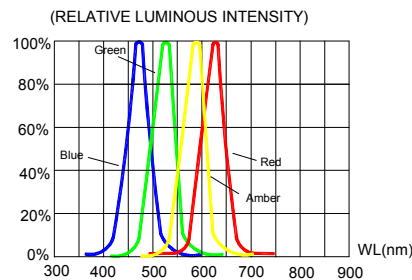


FIG.5 RELATIVE LUMINOUS INTENSITY VS. WAVELENGTH.

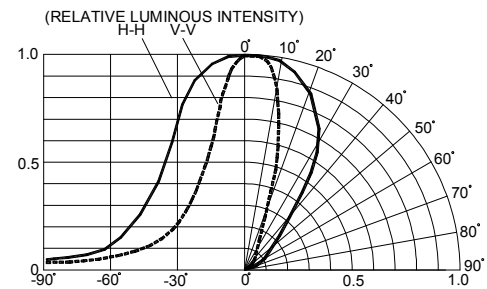
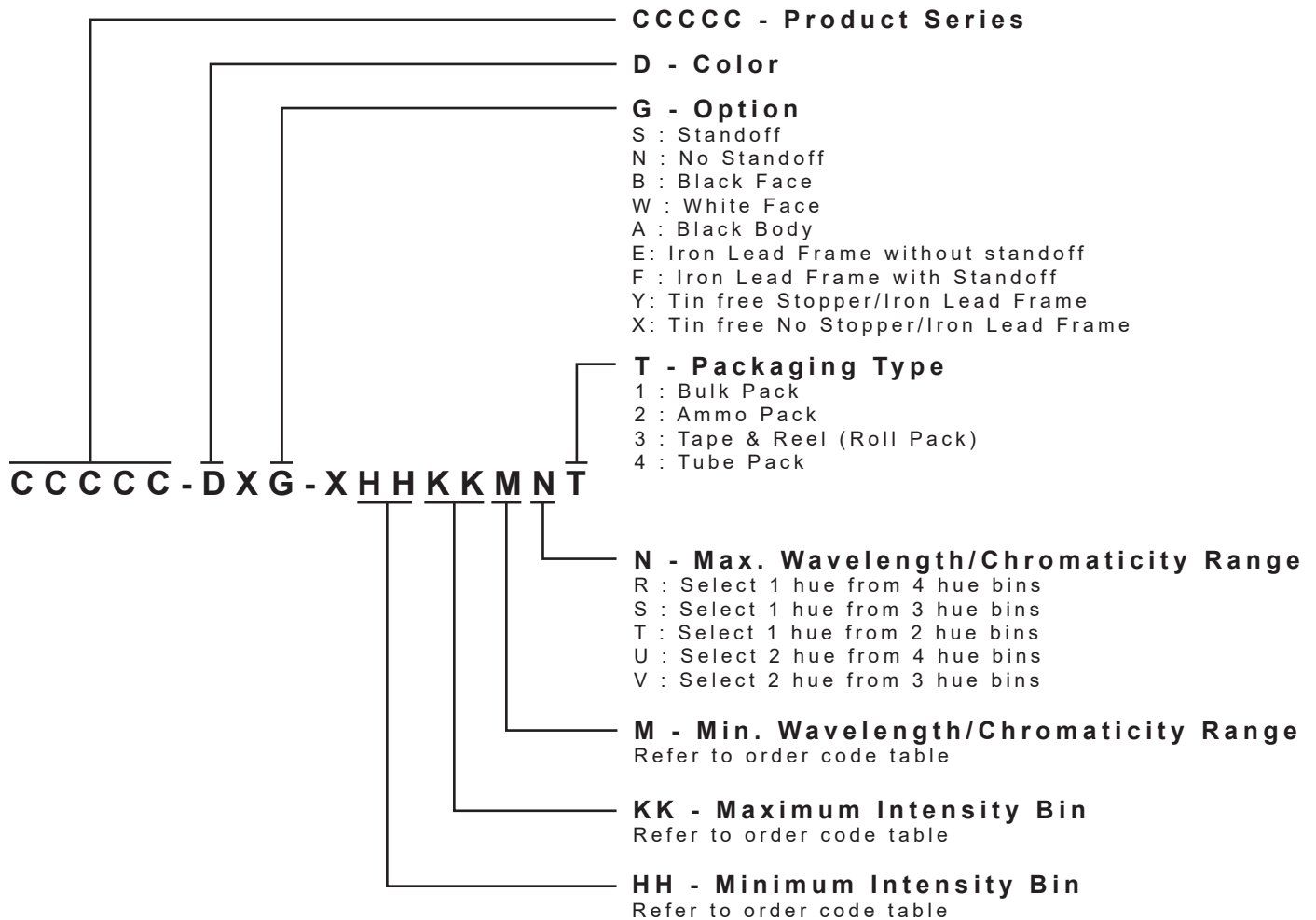


FIG.6 FAR FIELD PATTERN

KIT NUMBER SYSTEM

Cree LED lamps are tested and sorted into performance bins. A bin is specified by ranges of color, forward voltage, and brightness. Sorted LEDs are packaged for shipping in various convenient options.

Cree LEDs are sold by order codes in combinations of bins called kits. Order codes are configured in the following manner:



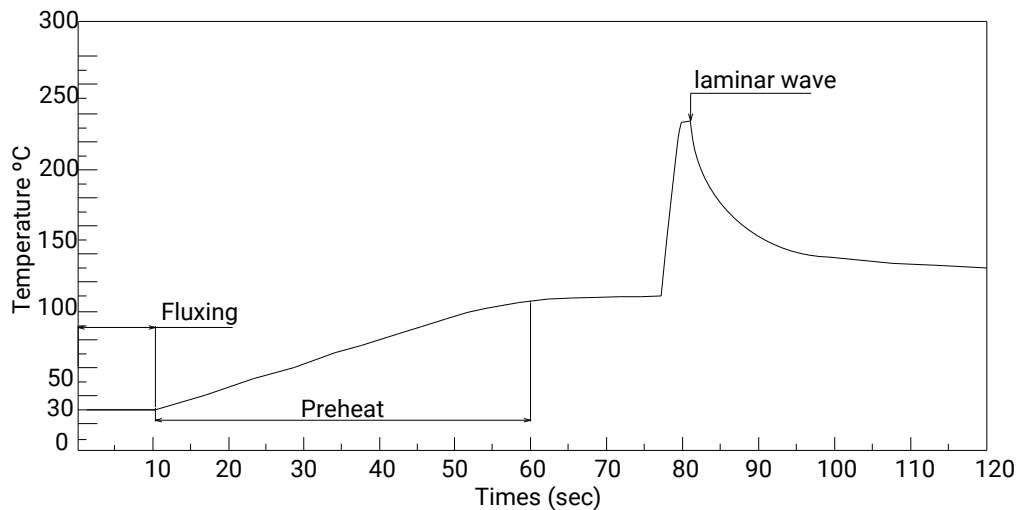
* Please contact our sales representative for ordering information.

SOLDERING GUIDELINES

The LED soldering specification is shown below (suitable for both leaded solder & lead-free solder):

Manual Soldering		Solder Dipping	
Soldering iron	35 W max	Preheat	110 °C max
Temperature	300 °C max	Preheat time	60 seconds max
		Solder-bath temperature	260 °C Max
Soldering time	3 seconds max	Dipping time	5 seconds max
Position	Not less than 3 mm from the base of the package.	Position	Not less than 3 mm from the base of the package.

- Manual soldering onto the PCB is not recommended because soldering time is uncontrollable.
- The recommended wave soldering is as below:

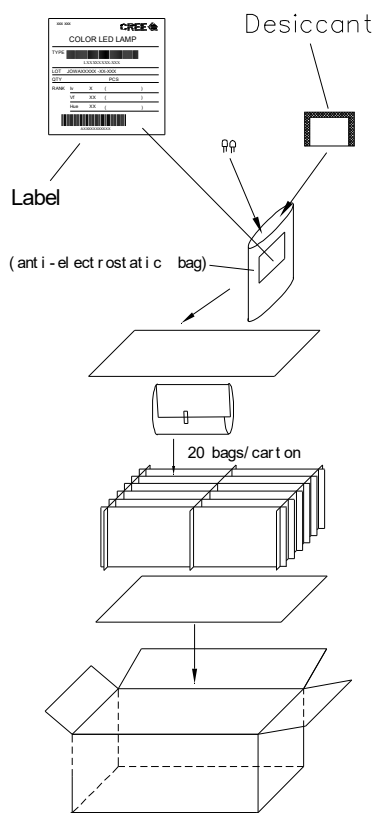


- Do not apply any stress to the LED package, particularly when heated.
- Only bottom preheat is suggested & should not preheat on top in order to reduce thermal stress experienced by the LEDs.
- The LEDs must not be re used once they have been extracted from PCB.
- After soldering the LEDs, the package should be protected from mechanical shock or vibration until the LEDs have reached 40 °C or below.
- Precautions must be taken as mechanical stress on the LEDs may be caused by PCB warpage or from the clinching and cutting of the LED leads.
- When it is necessary to clamp the LEDs during soldering, it is important to ensure no mechanical stress is exerted on the LEDs.
- Cut the LED lead at normal room temperature. Lead cutting at high temperature may cause failure of the LEDs.
- Please refer to the [HB LED Lamp Soldering & Handling](#) document for information about how to use this LED product safely.

PACKAGING

- The LEDs are packed in cardboard boxes after packaging in normal or anti-electrostatic bags.
- Cardboard boxes will be used to protect the LEDs from mechanical shock during transportation.
- The boxes are not water resistant, and they must be kept away from water and moisture.
- Max 500 pcs per bulk and Max 3000 pcs per ammo.

Bulk Pack Packaging Type:



Ammo Pack Packaging Type:

